

## Facebook – Registering with Email Address

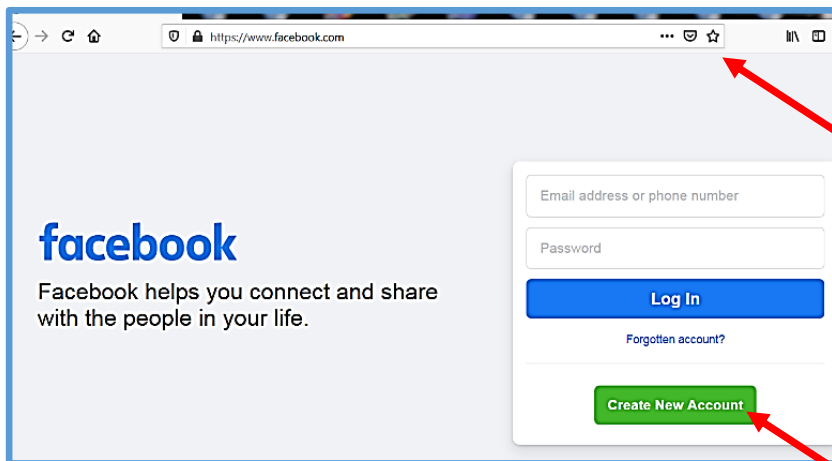
(Note: You must be at least 13 years of age to create a Facebook account.)

### 1. Open your Internet browser

You can use any Internet Browser to make a Facebook Account.



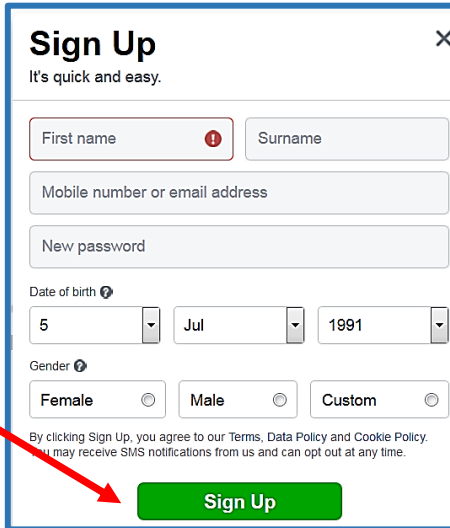
### 2. In the browser address bar, type 'facebook.com' and press the 'Enter'/'return' key



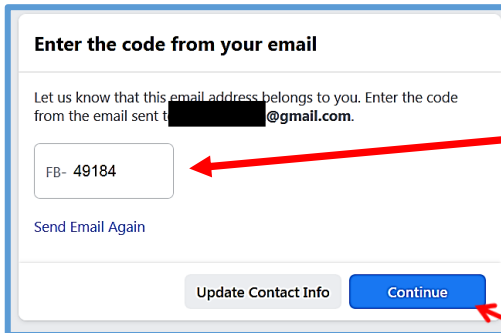
Type 'facebook.com'

Click 'Create New Account'.

**3. Enter your name, email address, a password that you would like to use for your Facebook account, your date of birth and gender. Then click 'Sign Up'.**

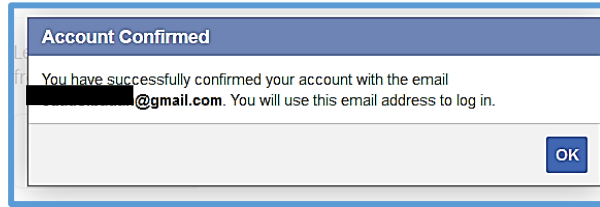


**4. A confirmation email from Facebook will be sent to your email address that you provided.**



This email will contain a security code.

**Click 'Continue'.**



Click 'OK'.

### 5. Facebook will automatically redirect you to your new profile.

This is a screenshot of a newly created Facebook profile. You can now search for and add friends, photos from your devices and status updates.

