

## iPad - Securing It

It is **strongly recommended** that you secure your iPad, so that other people cannot access it. You can secure your iPad by setting up **Face ID**, or by setting up **Touch ID**, and/or by setting up a **Passcode**.

### 1. To set up Face ID



#### Face ID

iPhone can recognize the unique, three-dimensional features of your face to unlock automatically, use Apple Pay, make purchases, or subscribe to services from Apple.

[About Face ID & Privacy...](#)

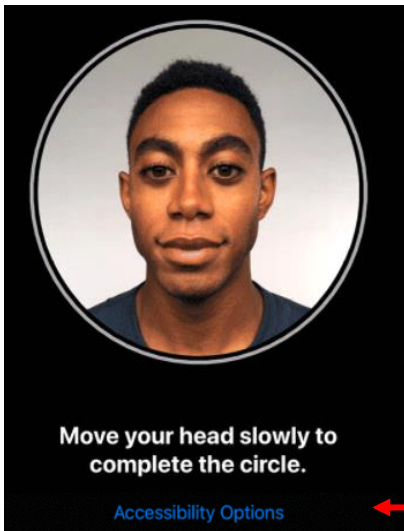
Continue

Set Up Later in Settings

Face ID enables your iPad to recognise the unique, three-dimensional features of your face to unlock your iPad.

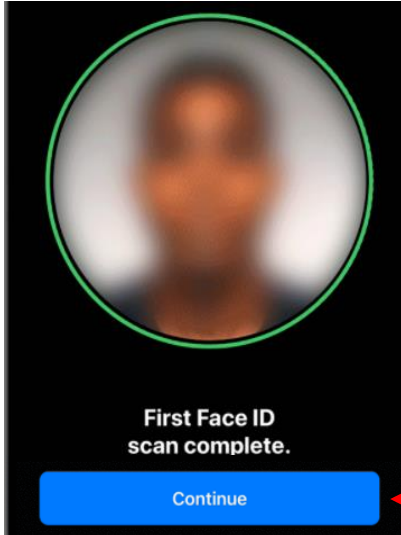
a) If you would like to set up Face ID, **tap 'Continue'**.

b) If you don't want to set up Face ID, **tap 'Set Up Later in Settings'**.

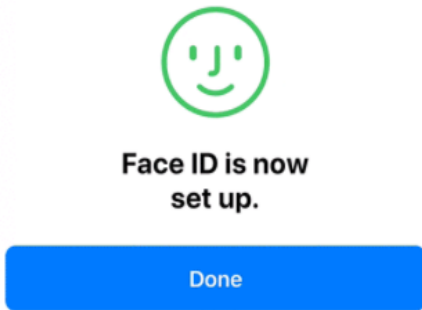


c) Position your face inside the frame and gently **move** your head to complete the circle.

If you're unable to move your head, **tap Accessibility Options**.



d) Tap 'Continue'.



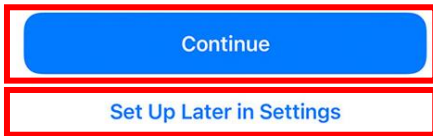
e) Repeat steps 1c and 1d to complete your second **Face ID** scan.

f) Tap 'Done'.

**2. To set up Touch ID**

**Touch ID**

Use your fingerprint in place of your passcode or Apple ID password for purchases.



Touch ID enables you to use your fingerprint in place of your passcode or Apple ID password for purchases.

a) If you would like to set up Touch ID, tap **'Continue'**.


b) If you don't want to set up Touch ID, tap **'Set Up Later in Settings'**.

**Place Your Finger**

Lift and rest your finger on the Home button repeatedly.



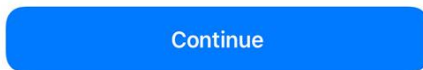
c) **Lift and rest** your finger on the **Home button** repeatedly, until your entire fingerprint is recorded.



d) **Adjust** your grip, so that your iPad can record the outer edges of your fingerprint.

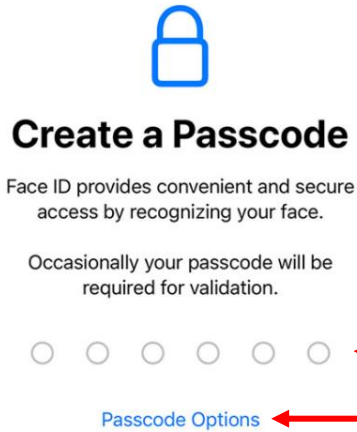
**Adjust Your Grip**

Keep going to capture the edges of your print.



e) Tap **'Continue'**.

### 3. To set up a Passcode



a) **Enter** a six-digit passcode.

b) If you'd like a four-digit passcode, custom passcode or no passcode, **tap** 'Passcode Options', select your preferred passcode type, and **enter** (type) your passcode.

c) **Re-enter** your passcode to confirm it.